

# Remote learning at SMA Secondary phase parent handbook



This booklet has been developed to ensure all of our families are able to support their child with remote learning confidently and securely.

# How to best help your child with accessing learning at home

## Our Ambition

We aim to offer a bespoke remote learning curriculum that reflects our current curriculum, where possible. One that is exciting and engaging for all pupils with regular and meaningful written feedback from their teachers helping to move pupils on with their learning.



## How will we do this?

**Google classroom:** All pupils have been invited to and are currently enrolled in a google classroom for each of their subject areas. It is through this platform that ALL tasks will be set.

Where alternative platforms are used, the task will still be set on GC enabling you to have a clear overview of all tasks set on one convenient place.

**Where access to a device at home is not possible** some pupils will be allocated a school laptop in the case where a small number of pupils have been asked to isolate.

**In the event of a large number of pupils having to isolate,** those without IT access at home will be provided with printed work packs which will need to be completed and returned to class teachers for marking and feedback on the return to school.

# How can I support my child with remote learning?

## What is Google Classroom?

Google Classroom (GC) is your child's digital link to learning.

Teachers use GC to share assignments, homework, assemblies, newsletters, notices and much more with pupils and guardians.

## Getting started

Your child was provided with a secure login and password to access their school emails and GC. They use their school email address which ends with @stmatthewacademy.co.uk.

They login via RMinify.com and scroll down and click on the google classroom icon at the bottom of the page. If your child cannot access their GC, then please ask them to contact their form tutor.

## Devices

Pupils can access GC from a phone (Android or iOS), tablet or a desktop (computer or laptop), as long as they are connected to the internet.



Times of the day	Year 7 - 11
8.45 - 9.00am	Registration, reflection and preparation for the day ahead
9.00 - 9.55am	Lesson 1
9.55 - 10.50am	Lesson 2
10.50 - 11.45am	Lesson 3
11.45 - 1240pm	Lunch
12.40 - 1.35pm	Lesson 4
1.35 - 2.30pm	Lesson 5
2.30pm	End of teaching day for pupils however KS4 pupils are expected to complete some private study/ revision for part of the remainder of the afternoon

In the event of whole school closure the following timetable will be implemented.



# How can I support my child with remote learning?

## Google Classroom Home Page

On your child's home page, you should see a GC card for each of their subjects. For example some of the following: English, Maths, Science, Geography, History, Religious Education, French or Spanish, PE, Music, Dance, Drama, Art, DT, Computing, Business, Catering and Textiles.

Your child will receive an email when the teacher posts an announcement or an assignment therefore pupils should use their emails to keep organised.

They can also find out what work is due using the To-Do function at the top of the home page.

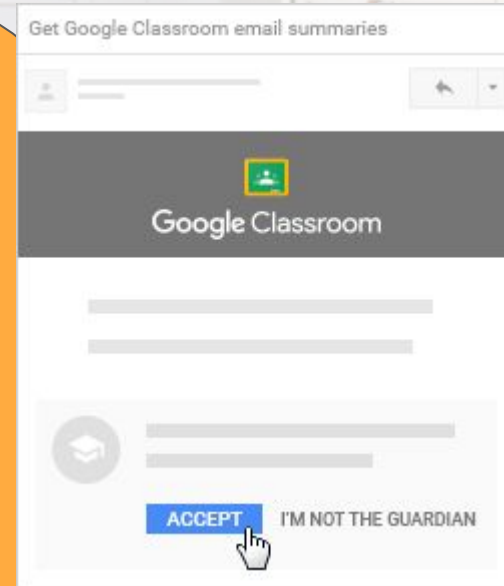
**Google Guardian:** You should have been invited as a Guardian to each of your child's classrooms. This simply enables you to have an oversight of the tasks they have been set and will enable you to support and monitor their learning. Please do accept these invites as this will be the only way you are able to see their learning.

As a guardian, you can get email summaries about your student's activity on GC.

To get email summaries of your child's work, you must accept an email invitation from the class teacher. You have 120 days to accept an invitation before it expires.

1. The teacher emails you an invitation to join your child's class.
2. In your emails, open your email invitation.
3. Click Accept.  
If you're not the guardian, click I'm Not The Guardian.
4. Click Accept to confirm.

When you accept an invitation, you and your child get an email confirmation.




In email summaries, you can review:

- Missing work—Work not turned in when the summary was sent.
- Upcoming work—Work that's due today and tomorrow (for daily emails) or that's due in the upcoming week (for weekly emails).
- Class activities—Announcements, assignments, and questions recently posted by teachers.

If there's no activity to report, you might not get an email summary.

# How can I support my child with remote learning?



## What is expected during LIVE lessons:

- Pupils should join the call on time
- Pupils should be in a neutral space and appropriately dressed
- Language must be appropriate, including in the background
- Pupils must know how to mute and unmute themselves
- Pupils must use the chat feature when asked to by their teachers and it must be used appropriately
- Pupils must meet the 'classroom standard' of behaviour

## Google Meet

There will be lessons where Google Meet is used for live lessons. The link for the Google Meet will be on the subjects' class page.

Teachers can turn on live captions for students who do not have audio on their device.

It is a requirement that both the teacher and the pupils have their video on during the Google Meet.

## Supporting from a distance:

We recognise that some of our pupils may need to carry out their remote learning independently, as parents may be at work.

As parents, please make sure you are checking the GC overview each evening with your child and having conversations about their learning. This will really help!

# Additional online learning platforms

ALL pupils have received login details for these platforms.

**Science-** Seneca & Educake

**Maths-** Hegarty maths

**RE-** Seneca


**Geography-** Seneca

**Languages-** Language gym & at KS4 This is Language

**PE-** Seneca

**Business-** Seneca & eRevision

**Computer Science-** Seneca & Educake & eRevision



## Geography/History:

<https://geographyapp.pixl.org.uk/>

<http://www.timelines.tv/>

<https://spartacus-educational.com/>

[www.youtube.com](http://www.youtube.com) -History docs

**English:** [www.eduqas.co.uk](http://www.eduqas.co.uk)

<https://www.google.co.uk/search?q=mr+bruff> KS4 only

<http://filestore.aqa.org.uk/resources/english/AQA-87001-RSB.PDF>

<https://www.bbc.co.uk/bitesize/subjects/z3kw2hv;>

## Science:

<https://classroom.thenational.academy/subjects-by-key-stage/>

<https://phet.colorado.edu/>

<https://www.echalk.co.uk/>

**PE:** [www.thefa.co.uk](http://www.thefa.co.uk) [www.topendsports.com](http://www.topendsports.com)

[www.englandnetball.co.uk](http://www.englandnetball.co.uk) [www.englandrugby.com](http://www.englandrugby.com)

[www.basketballengland.co.uk](http://www.basketballengland.co.uk) [www.britishathletics.org.uk](http://www.britishathletics.org.uk)

[www.bbc.co.uk/sport](http://www.bbc.co.uk/sport)

## Languages:

<https://quizlet.com/en-gb>

<https://www.duolingo.com/>

<https://www.memrise.com/>

<https://senecalearning.com/en-GB/>

**RE:** [www.cafod.org.uk](http://www.cafod.org.uk)

[www.youtube.com](http://www.youtube.com) – Mr MacMillan Revision

<https://www.reonline.org.uk/>

# Learning environment to support remote learning

It is vital that your child has the right environment, where possible, at home to enable them to focus on their remote learning. There are lots of things you can do to help them get the most out of their remote learning. It is also vital that you monitor their device usage to ensure they are SAFE ONLINE. Please follow this link below for some top tips on how to keep your child safe online.

<https://nationalonlinesafety.com/guides/10-top-tips-remote-learning-for-children>

1. Make sure they are OUT of their pyjamas, getting dressed symbolises the start to the work day.
2. Prepare a calm workspace, if they do not have a desk in their room then maybe space at the dining table could be helpful?
3. Encourage phones to be put away (unless they are being used to access GC) and instead play some calming music.
4. Ensure they have a healthy breakfast, lunch and snacks. This is good fuel for the brain!
5. Speak to them about their work either at the beginning or end of the day (or both!) praise good work and monitor their learning using the GC app and guardian mode.

