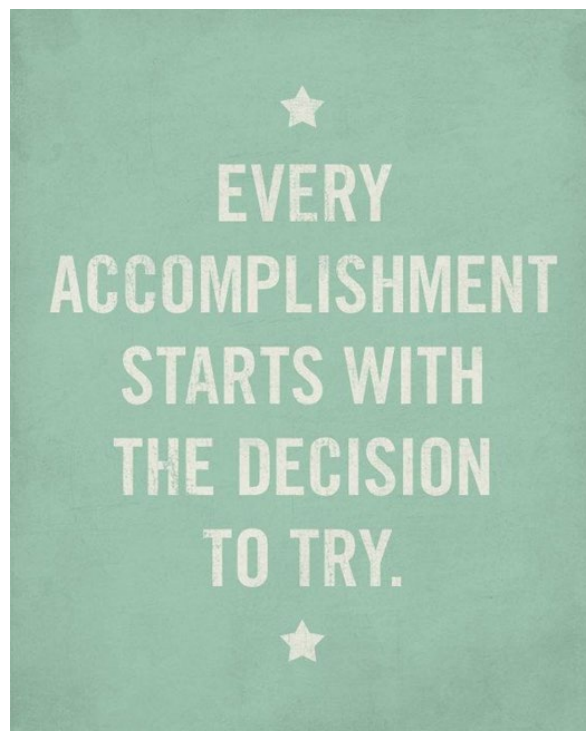




# Year 9 Revision Booklet

June 2021



## Contents

Contents.....	2
Message from Director of Learning .....	3
Timetable .....	4
Revision Timetable.....	4
Mr Charlery's top 10 revision tips.....	6
Behaviour in Examinations.....	7
Subject: English Language.....	8
Subject: Maths .....	9
Subject: Science .....	10
Subject: Religious Studies .....	11



## Message from Director of Learning

Dear Year 9,

As we come to the end of a very strange school year. It is important that we take time to reflect on what has happened.

I would firstly like to say how proud I am of all of you. During this time, you have epitomised the SMA values and done yourselves proud during these unprecedented times.

I know there will be many of you wondering why we are doing another set of assessments so soon. The short answer is that is it necessary! We will only be assessing you in English, Maths, Science and RE in order to gauge exactly what level you are working at as you move into Year 10.

We have lost over 3 months of learning time in the classroom. We have to determine as teachers, what gaps need to be filled due to the lock down.

Your last set of assessment would have provided you sufficient evidence of what you have done well and not done well in.

I challenge you to use this as motivation to rectify any mistakes and fill in some more gaps.

**Remember, if you fail to prepare; prepare to fail.**

Kind regards

Mr Charlery



## Timetable

Day	AM Exam 9:00am		PM Exam 1:50pm	
	Subject	Duration	Subject	Duration
Thurs 16 Jun	Maths Paper 1 (non-calculator)	50 mins	Science	1h
	Maths Paper 2 (calculator)	50 mins		
Fri 17 Jun	English Language	1h 30mins	Religious Studies	1h

**Use the revision timetable below to help plan your revision**

## Revision Timetable

### WEEK 1

	Mon	Tues	Wed	Thurs	Fri
Lunch					
5pm					
6pm					
7pm					
8pm					

	Sat	Sun
9am		
11am		
1pm		
3pm		
5pm		
7pm		
9pm		

**WEEK 2**

	Mon	Tues	Wed	Thurs	Fri
Lunch					
5pm					
6pm					
7pm					
8pm					

	Sat	Sun
9am		
11am		
1pm		
3pm		
5pm		
7pm		
9pm		

**WEEK 3**

	Mon	Tues	Wed	Thurs	Fri
Lunch					
5pm					
6pm					
7pm					
8pm					

	Sat	Sun
9am		
11am		
1pm		
3pm		
5pm		
7pm		
9pm		

**WEEK 4**

	Mon	Tues	Wed
Lunch			
5pm			
6pm			
7pm			
8pm			

## Mr Charlery's top 10 revision tips



### 1. Start Revising Early

You can't rush effective revision. By starting early on, and spreading out the workload for each exam, great revision strategies will help your brain to retain information, and ensure that you feel less stressed along the way.

### 2. Make A Revision Schedule

Once you know where your free time is, create a detailed (but realistic) revision schedule, that includes a breakdown of what you need to do and when. More importantly, try to stick to it as much as possible.

### 3. Take Regular Breaks From Revision

Taking regular breaks is absolutely essential for boosting energy levels, focus and brain power. Try cycles of one-hour study sessions, with a 15-minute break.

### 4. Don't Get Distracted From Revision

It's easier said than done – but when you are revising, try to remove all distractions like watching a film “in the background” and looking at your “phone”.

### 5. Read Revision Blogs

It might not count as actual revision, but reading up on tried-and-tested study techniques, strategies and related content can help to boost your motivation and the effectiveness of your revision.

### 6. Make Revision Fun

Being creative about your revision is a big part of keeping yourself motivated. Whether you learn well from designing colourful flash cards, revision notes, or writing a song, try out some fun and memorable ways to revise for each exam.

### 7. Be Strict With Your Revision

It's all well and good setting out a plan, but actually completing your revision exactly as laid out on your revision timetable is always going to be more difficult. Be strict with yourself about the times you do have to spend studying, and then reward yourself for your hard work.



### 8. Find A Good Work Environment

Try to find a quiet place help you to concentrate without any disturbances.

### 9. Study With Friends

There's always the tendency for this to become unproductive, but it is possible to study with friends in an effective way. Why not try teaching a friend the information you need to remember. If you can teach it to them and they understand it, chances are you know it!


### 10. Get Moving

Studies show that exercise can have a hugely positive impact on concentration and energy levels – so try to do some physical exercise every day you set aside to revise.

## Behaviour in Examinations

You **MUST** come prepared with all equipment:

- 2 Black Pens
- 2 Sharpened HB Pencils
- 30cm Ruler, protractor, compass
- Clear Pencil Case
- Calculator (Maths/Science/DT/Business/Geography)



In the examination room, you **MUST** be silent.

1. You **MUST** be on time for all your examinations.
2. You **MUST NOT** become involved in any unfair or dishonest practice in any part of the examination.
3. You **MUST NOT**:
  - Sit an examination in the name of another candidate
  - Have in your possession any unauthorised material or equipment which may give you an unfair advantage
4. **Possession of a mobile phone** or any other unauthorised material **is breaking the rules**, even if you do not intend to use it, and you will be subject to penalty and possible disqualification.
5. You **MUST NOT** talk to, attempt to communicate with or disturb other candidates once you have entered the examination room.
6. You **MUST** follow the instructions of the invigilators.
7. If you are in any doubt, speak to the invigilators.



## Subject: English Language



### Assessment Format:

Component	Format	Percentage of PPE mark
English Language Reading (fiction)	Read the short story (previously read in class), and answer the three questions that follow.  Q1 – Retrieval  Q2 – Language analysis  Q3 – Respond to a statement	50%  <b>Total of 40 marks</b>  Q1 – 4 marks available  Q2 – 16 marks available  Q3 – 20 marks available
English Language Creative Writing	Write a descriptive piece of writing based on an image or picture.  OR  Write a story based on the opening lines that are provided.	50% of ranking assessment  <b>Total of 40 marks</b>  24 Marks for content and organisation  16 marks for sentence structure, spelling, punctuation, vocabulary and grammar

**Equipment:** Black pens. Highlighters (optional).

### Topics to revise:

**Reading paper:** How to identify implicit and explicit information in a fiction extract. How to analyse the language in a fiction extract. How to respond to a given statement *in detail*.

**Writing paper:** Language devices, (e.g. adjective, adverb, verb, simile, metaphor, personification, etc.) Effect of Language: consider how the language makes the reader feel. What does it make us think/imagine? Connotations of language, paragraphing; vocabulary; Spelling, punctuation and grammar rules.

**Key words/phrases:** Language devices to identify and use, (e.g. adjective, adverb, verb, simile, metaphor, personification, imagery, connotations, etc

### Revision resources:

- Year 9 English Class workbooks (these are a priceless tool for revision purposes!);
- Fiction writing examples provided by the exam board, along with extra revision activities (here: <http://filestore.aqa.org.uk/resources/english/AQA-87001-RSB.PDF>).
- <https://www.bbc.co.uk/bitesize/subjects/z3kw2hv>; links available on the school website under 'English Language'.





## Subject: Maths



### Assessment Format:

Component	Format	Percentage of PPE mark
<b>Paper 1</b> Non – Calculator Exam	1 hour 30 minutes	50%
<b>Paper 2</b> Calculator Exam	1 hour 30 minutes	50%

### Equipment:

Pen, pencil, rubber, sharpener, ruler, compass, protractor, tracing paper, calculator (for calculator paper only).

Please ensure you have collected a topic list from your maths teacher, this will include all topics on the test

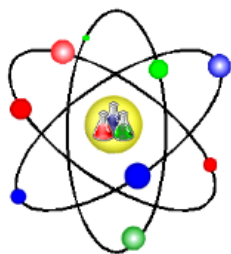
Higher Tier	Hegarty Clips	Foundation Tier	Hegarty Clips
LCM, HCF and product of primes	30-36	Graphs - scatter diagram	453-454
Ratio Problems	332-335	Sequences	196-198,
Transformation	645-647	Percentage of amount / Simple interest	85-88, 93
Quadratic graphs	251	Algebra – find expressions / solve	182-185, 552
Indices	173-175	Fractions	64-66
Interior and exterior angles (polygons)	561-562	Inequalities	272
Stem and leaf diagrams	430-433	Parallel lines/ Interior and exterior of polygons	485-490, 560-565
Perimeter and area	545-552	Averages / Frequency table	404-410, 414, 417
Algebraic expressions	151-153	Perimeter / Surface area cuboid / volume of prism	548, 584, 570
Exchange rates	708-709	Area – triangle/quadrilateral	485-486, 560,
Scatter graphs	453-454	Factors and multiple	27, 33
Estimated mean	418		
Percentage change	97		
Alternate and corresponding angles	481- 483		
Expanding double brackets	162-163		
Factorising double brackets	230-231		
Bearings	492-495		
Volume of a sphere	580		

### Revision resources:

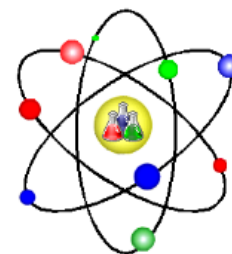
[www.bbc.co.uk/bitesize](http://www.bbc.co.uk/bitesize)

[www.hegartymaths.co.uk](http://www.hegartymaths.co.uk)

**You should also use the work completed in your lessons this term to help you prepare for the ranking exam.**



## Subject: Science



### Assessment Format:

Component	Format	Percentage of final mark
Ranking Exam 2	1 hr 30 min Exam	80%
B2 Organisation end of topic test	30 min Test	10%
C2 Structure and bonding end of topic test	30 min Test	10%

**Equipment:** Calculator, pen, pencil, ruler

**Topics to revise:** B2 Organisation, C2 Structure and bonding, P1 Energy

Please refer to your CGP revision guide and the materials on google classroom for the curriculum content in each of those topics.

### Revision resources:

**CGP Revision guides and workbooks** – please use parent pay to purchase a copy.

**National Academy Lessons** <https://classroom.thenational.academy/subjects-by-key-stage/key-stage-4/subjects/combined-science> -

Revision Quizzes [www.educake.co.uk](http://www.educake.co.uk)

Additional learning [www.bbc.co.uk/bitesize](http://www.bbc.co.uk/bitesize)

You should also use the work completed in class to help you prepare for the exam and the revision packs uploaded to Google classroom.



## Subject: Religious Studies



### Assessment Format:

Component	Format	Percentage of final mark
<b>Paper 2:</b> Area of Study 2 – Study of Second Religion Option 2C – Islam	Written paper in exam hall	100%

### Equipment:

Pen

### Topics to revise:

- All topics within Beliefs and Teachings – see RE department revision guide
- All topics within Practices – see RE department revision guide

### Key words/phrases:

- Key words and phrases will be included within the RE department revision guide

### Revision resources:

[www.bbc.co.uk/bitesize](http://www.bbc.co.uk/bitesize)

- Exercise book
- Revision guide
- YouTube – Type Mr Mc Millan Islam into the search engine within YouTube and choose the video, which reflects the topic you want to revise.