



Year 8 Revision Booklet

May 2021



Contents

Contents.....	2
Message from Director of Learning	3
Timetable	4
Revision Timetable.....	5
General Information	6
What can parents and carers do?.....	6
Miss Ahima's top revision tips	7
Behaviour in Examinations.....	8
Subject: English	9
Subject: Maths	10
Subject: Science	11
Subject: RE.....	12
Subject: History.....	13
Subject: Geography.....	14
Subject: Spanish	15



Message from Director of Learning

Hello Year 8,

We've come to that time again! After what has been another unusual academic year for you, the ranking exams are upon us! I have attached some revision tips for you to help with organisation and to help you maintain a balance. If you read it, you'll see that Mathematics is not a strength of mine.

You've been given all the tools necessary to be successful at this. You know I say it all the time, and I'll say it again; as long as you've done your very best, you will be successful. All that's left for me to do is remind you of one of my favourite scriptures Colossians 3:23 and pray for you all.

I pray that in this time of preparation you will be able to stick to the schedules you make. I pray that you will be able to overcome all distractions both in and out of school. I pray for wisdom and excellence in all you do. I pray for you all to have increased confidence in your academic ability. I pray that you will feel joy and accomplishment at the end of every test. Above all, I pray that you always have a sense of peace that comforts you during this time.

All the best to each of you. You know where to find me if you need me!

Ms Ahima



Timetable

Day	First Exam P1		Second Exam P5	
	Subject	Duration	Subject	Duration
Mon 7 Jun	English paper 1 (reading)	50 mins	Maths paper 1 (non-calculator)	50 mins
Tues 8 Jun	Spanish	50 mins	History	50 mins
Wed 9 Jun	RE	50 mins	Geography	50 mins
Thurs 10 Jun	Science	50 mins	English paper 2 (writing)	50 mins
Fri 11 Jun			Maths paper 2 (calculator)	50 mins



Revision Timetable

WEEK 1

	Mon	Tues	Wed	Thurs	Fri
Lunch					
5pm					
6pm					
7pm					
8pm					

	Sat	Sun
9am		
11am		
1pm		
3pm		
5pm		
7pm		
9pm		

WEEK 2

	Mon	Tues	Wed	Thurs	Fri
Lunch					
5pm					
6pm					
7pm					
8pm					

	Sat	Sun
9am		
11am		
1pm		
3pm		
5pm		
7pm		
9pm		

WEEK 3

	Mon	Tues	Wed	Thurs	Fri
Lunch					
5pm					
6pm					
7pm					
8pm					

	Sat	Sun
9am		
11am		
1pm		
3pm		
5pm		
7pm		
9pm		

General Information

This revision booklet is designed to help you prepare for each exam. We want all of our students to do well and improve their grades to meet or exceed their end of year targets. You will need to use the information provided by your subject teachers to help you to achieve the best of your ability.

Preparing for Examinations

What should you do?

1. Know what is needed

All subject Heads of Department have produced Revision lists for you. They show which topics need to be revised. Use web sites given to study or practice weaker areas.

2. Use your time sensibly

Use the blank revision timetable provided in your revision booklet to organise yourself. Make sure that you fill in revision slots for each of the subjects in which you will have an exam.

3. Make revision ACTIVE

Don't just sit and read through your notes – DO SOMETHING! Write Key Words, make essay plans, do sample questions, make mind maps or draw pictures –to help you remember.

4. Keep a balance

Make sure you have a balance between revision and relaxation. You also need to eat well and sleep well so that you can concentrate properly during revision and examination periods.

What can parents and carers do?

You can help your child prepare by:

1. Making sure they have a set amount of time to prepare each day
2. Avoiding giving them usual chores whilst they are preparing
3. Ensure they have a suitable space in which to prepare
4. Help minimise disturbances by younger siblings
5. **Take their mobile phone away from them during preparation times**
6. Do not believe they are revising on the internet solely – what are the other tabs on!?
Let them work on PCs in a public space in your home not in their room
7. **Encourage them!!**



Miss Ahima's top revision tips

1. Make A Schedule

Once you know where your free time is, create a detailed (but realistic) revision schedule, that includes a breakdown of what you need to do and when. More importantly, make sure you're going to sleep at a sensible time (9pm latest!)



2. Take Regular Breaks

Taking regular breaks is absolutely essential for boosting energy levels, focus and brain power. Your attention span lasts around 20 minutes. Break up your 1hr 30min session into cycles of 20min bursts with a 5-minute break.

3. Eliminate Distractions!

It's easier said than done – but when you are revising, try to remove all distractions like watching a film “in the background” and “checking the time” on your phone. Keep it in another room.

4. Make It Fun

Being creative about your revision is a big part of keeping yourself motivated. Whether you learn well from designing colourful flash cards, revision notes, writing a song, or getting your friends and family to test you, try out some fun and memorable ways to revise for each exam.

5. Be Strict With Yourself

It's all well and good setting out a plan, but actually completing your revision exactly as laid out on your revision timetable is always going to be more difficult. Be strict with yourself about the times you do have to spend studying, and then reward yourself for your hard work.

6. Find A Good Work Environment

Try to find a quiet place help you to concentrate without any disturbances.

7. Study With Friends

It is possible to study with friends in an effective way. Why not try teaching a friend the information you need to remember. If you can teach it to them and they understand it, chances are you know it!

8. Pray


Prayer is something that helps me prepare for a busy season. You might want to try prayer or meditation too. You could pair prayer with a walk, or drawing or dance to make it even more unique and personal.

Behaviour in Examinations

You **MUST** come prepared with all equipment:

- 2 Black Pens
- 2 Sharpened HB Pencils
- 30cm Ruler, protractor, compass
- Clear Pencil Case
- Calculator (Maths/Science)

In the examination room, you **MUST** be silent.



1. You **MUST** be on time for all your examinations.
2. You **MUST NOT** become involved in any unfair or dishonest practice in any part of the examination.
3. You **MUST NOT**:
 - Sit an examination in the name of another candidate
 - Have in your possession any unauthorised material or equipment which may give you an unfair advantage
4. **Possession of a mobile phone** or any other unauthorised material **is breaking the rules**, even if you do not intend to use it, and you will be subject to penalty and possible disqualification.
5. You **MUST NOT** talk to, attempt to communicate with or disturb other candidates once you have entered the examination room.
6. You **MUST** follow the instructions of the invigilators.
7. If you are in any doubt, speak to the invigilators.



Subject: English



Assessment Format:

Component	Format	Percentage of final mark
Paper 1 Reading: Language Non-Fiction Paper	Read extract from non-fiction text connected to topics you have been studying this term and answer 3 questions about: Q1: True/False (4 marks) Q3: Language analysis of the extracts (16 marks) Q4: Evaluating and comparing the writer's viewpoints. (20 Marks) 50 minutes	50% of ranking assessment 40 marks
Paper 2 Writing: Language Non Fiction Paper	Point of view writing - letter, article or speech connected to topics you have been studying this term. 50 minutes.	50% of ranking assessment 40 marks 24 Marks for content and organisation 16 marks for sentence structure, spelling, punctuation, vocabulary and grammar

Equipment: A black writing pen plus spares! Coloured pens/highlighters.

Topics to revise:

Identifying implicit and explicit information in a non-fiction extract.

Analysing the language in a non-fiction extract.

Analysing the structure of a non-fiction extract.

Writing non-fiction: how to use language and structure a persuasive letter, article or speech.

Spelling, punctuation and grammar rules.

Key words/phrases:

Language devices, (e.g. metaphor, anecdote, fact, opinion, direct address, emotive language, rule of three, bias, rhetorical devices, article, speech, letter, viewpoints, attitude. Statement, quotations, Inference, effect; opening; development; ending; sequencing; topic sentences, emphasising, adding, sequencing markers/connectives; paragraphing; vocabulary; rhetorical devices adjective, adverb, verb, simile, metaphor, personification, etc.).

Effect of Language: consider how the language and the structure makes the reader feel. What does it make us think/imagine?

Revision resources:

- Year 8 English Class workbooks (these are a priceless tool for revision purposes!);
- Fiction writing examples provided by the exam board, along with extra revision activities (here: <http://filestore.aqa.org.uk/resources/english/AQA-87001-RSB.PDF>).
- Free: <https://www.bbc.co.uk/bitesize/subjects/z3kw2hv>; links available on the school website under 'English Language'.
- Optional: Buy CGP KS3 English Language revision guides



Subject: Maths



Assessment Format:

Component	Format	Percentage of final mark
Paper 1 Non – Calculator Exam	50 minutes	50%
Paper 2 Calculator exam	50 minutes	50%

Equipment:

Pen, Pencil, Rubber, Sharpener, Ruler, Compass, Protractor, Tracing paper. Calculator for calculator exam.

Topics to revise:

Topic	Hegarty Clips Numbers
Numbers: BIDMAS, negative numbers, divisibility	39-44
Powers and Roots	99-101
Substituting into expressions	154-155
Factors	27-30
HCF	31-32
Multiples	33
LCM	34-36
Area of shape: triangle, parallelogram, trapezium	556-559
Volumes of cubes, cuboids, cylinder and sphere	567-569, 572, 580
Surface area	584
3D shapes	829-832
Nets	833-836
Interior/exterior angles of quadrilaterals	560
Graphs - find y values from equation	206
Congruence	680
Grouped frequency	402-403
Plan and elevation	838-839
Interior and Exterior angles of polygons	561-564
Alternate and corresponding angles	481, 483
Stem and leaf diagrams	430

Higher: Revise all topics in black and red

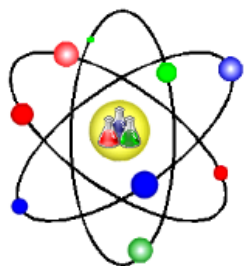
Foundation: Revise topics in black

Revision resources:

www.hegartymaths.com

www.bbc.co.uk/bitesize

You should also use the work completed in your lessons this term to help you prepare for the ranking exam.



Subject: Science



Assessment Format:

Component	Format	Percentage of final mark
Test	50 minutes	80%
Light EOTT	20 minutes	10 %
Adaptation and inheritance EOTT	20 minutes	10 %

Equipment: Black pen, pencil, ruler, rubber, calculator, sharpener.

Topics to revise:

Biology

- Competition and adaptation/adapting to change
- Variation and inheritance
- Natural selection and evolution
- Extinction

Chemistry

- Periodic table history
- Metals and non-metals
- Groups and periods
- The elements of group 1, 7 and 0

Physics

- Electricity and magnets
- Light


Key words/phrases: habitat, interdependence, characteristics, continuous, discontinuous, inherited variation, environmental variation, DNA, chromosomes, extinct, endangered, Mendeleev, physical properties, chemical properties, reactive, unreactive, attract, repel, electric field, current, potential difference, resistance, south pole, north pole, magnetic field, electromagnet, transparent, translucent, opaque, law of reflection, refraction, prism, colour, primary colours, secondary colours, filter

Revision resources:


<https://www.bbc.co.uk/bitesize/levels/z4kw2hv>

<https://www.educake.co.uk/>

You should also use the work completed in class to help you prepare for the exam.



Subject: Religious Education



Assessment Format:

Component	Format	Percentage of final mark
Written test	50 minute ranking assessment	50%
Classwork	Teacher assessment of quality of work	50%

Equipment:

- Pen
- Writing frame

Topics to revise:

Mystery of the Eucharist/The Paschal Mystery

- Mystery
- Jesus the Bread of Life
- The New Covenant and The Last Supper
- Celebrating the Mass
- The Liturgy of the Word
- Holy Communion
- Sacrifice
- Living out faith

Heroes, Faith and Justice

- What makes a hero?
- Gandhi
- Desmond Tutu
- Rose Hudson
- Malcom X
- Nicky Cruz
- Dorothy Stang

Key words/phrases:

Key words and phrases will included within the revision guide provided by the teacher in class

Revision resources:

Exercise book
Revision guide provided by teacher in class

https://www.bibleforchildren.org/PDFs/english/Gods_Promise_to_Abraham_English.pdf

<https://www.bibleforchildren.org/languages/english/stories.php>

<https://www.youtube.com/watch?v=ak06MSETeo4> – How to read the Bible



Subject: History



Assessment Format:

Component	Format	Percentage of final mark
Test	50 minute written assessment	50%
Classwork & Homework	Teacher assessment	50%

Equipment:

Black pens only

Topics to revise:

Development of democracy between 1780 and 1928; Peterloo, the Chartists, the Suffragettes and the ways the vote was given to people over the time period studied.

The Industrial Revolution: key areas of change in Britain between 1750 and 1900, children in the factories, the development of the factory system, living conditions in the new industrial towns and cities and the factors that helped business to grow.

Key words/phrases:

Interpretation, massacre, protest, revolution, Chartism, demands, Pankhursts, Emily Davison, Suffragists, Suffragettes, violence, force feeding, petitions, rotten boroughs, constituencies and Parliament.

Urbanisation, production, domestic system, factories, pauper apprentices, poverty, poor living conditions, pollution, cholera, social problems, inventors, individual genius, investment, markets, products, raw materials and accidents.

Revision resources:

www.bbc.co.uk/bitesize

www.timelines.tv

www.schoolhistory.co.uk

Your own exercise books

There are a selection of books and materials available in the school library which you can use for revision



Subject: Geography



Assessment Format:

Component	Format	Percentage of final mark
Test	50 minute test paper – written	50%
Investigative project	Completed as homework project in April	50%

Equipment: Pen, pencil, ruler, rubber, calculator

Topics to revise:

Coasts; processes (erosional and depositional), features, management strategies, leisure uses of

Key words/phrases:

Erosion, weathering, abrasion, attrition, hydraulic action, solution, waves, cliffs, bays, headlands, arches, stacks, caves, swash, backwash, bars, spits, tombolos, rip-rap, groynes, LSD, sea wall

Revision resources:

www.bbc.co.uk/bitesize (you need to refer to the WJEC/Eduqas section for revision)

www.eduqas.co.uk

You should also use the work completed in class to help you prepare for the exam



Subject: Spanish



Assessment Format:

Component	Format	Percentage of final mark
Ranking	Written paper - translation, reading, writing.	50%
In class quizzes	Written paper - translation, listening, reading and writing.	50%

Equipment: Pen, ruler, highlighter.

Topics to revise:

Term 1: Family, jobs, food

Term 2: Clothes, weather, free time

Term 3: Daily routine & describing my house

Key words/phrases:

Sentence Builders from Term 1 booklet, Term 2 Booklet, & pages 2 & 14 from Term 3 Booklet

Revision resources:

- Year 8 Spanish booklets
- Language Gym : <https://uk.language-gym.com>
- KS3 Spanish BBC bitesize: <https://www.bbc.co.uk/bitesize/subjects/zfckjxs>